

Scaled data based on original data using
LM-79-08 Approved Method: Electrical and Photometric Measurements of Solid-
State Lighting Products

Test Report Prepared for
Cooper Lighting Solutions
(formerly Eaton)

Brand: McGRAW-EDISON

Report Number: P200431

Luminaire Tested: **GPC-AF-01-LED-E1-SL2-7060-HSS**

Issue Date: 3/3/2020

Test Information

Test Method: LM-79-08
Report Number: P200431
TEST IS SCALED FROM IESNA LM-79-08 TEST DATA (P24287)
Test Lab: INNOVATION CENTER P2
Issue Date: 3/3/2020
Manufacturer: COOPER LIGHTING SOLUTIONS (FORMERLY EATON)
Product Line: MCGRAW-EDISON
Catalog Number: GPC-AF-01-LED-E1-SL2-7060-HSS
Description: GALLEON PEDESTRIAN LUMINAIRE
(1) 70 CRI, 5700K, 1050mA LIGHTSQUARE WITH 16 LEDS EACH AND TYPE II SPILL
LIGHT ELIMINATOR OPTICS WITH HOUSE SIDE SHIELD
Light Source: -
Ballast/Driver: ELECTRONIC DRIVER

Summary

Lumens per Lamp: N/A
Luminaire Lumens: 5265 lumens
Efficiency: N/A
Efficacy: 89.2 lumens/watt
Luminous Opening: Rectangular (W 0.5' x L: 0.5' x H: 0')
IES Classification: Type II - Short - Semi-Cutoff
BUG Rating: B1 - U0 - G2

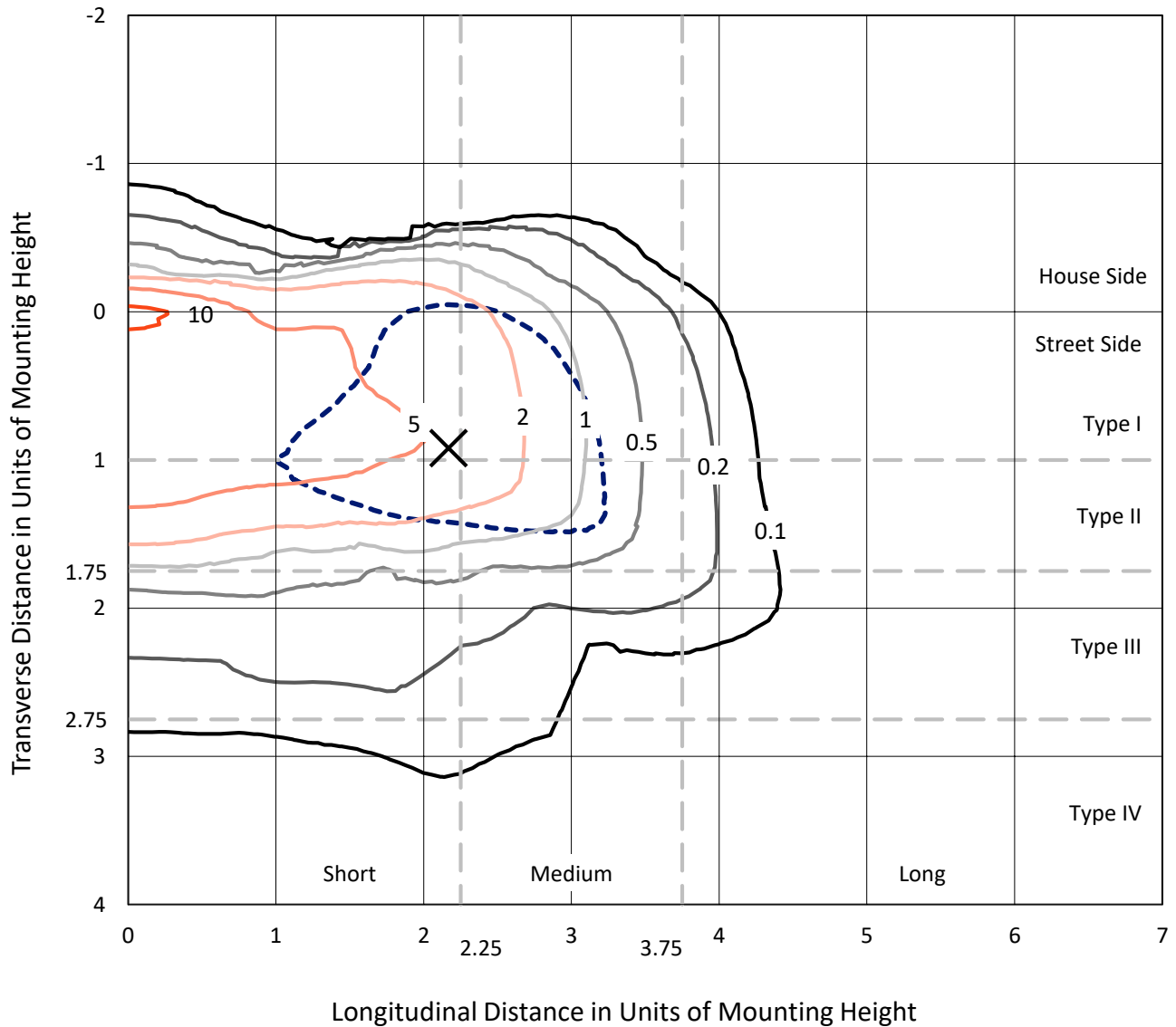
Input Watts (W): 59
Input Voltage (V): NR
Input Current (Ain): NR
Voltage Rise (V): NR
Power Factor: NR
Total Harmonic Distortion (THDi): NR
Frequency (hertz): 60
Stabilization Time: NR
Operation Time: NR
Ambient Temperature (°C): NR
Test Distance: 25 FT



REPORT NUMBER: P200431
 CATALOG NUMBER: GPC-AF-01-LED-E1-SL2-7060-HSS

Iso-Footcandle Lines of Horizontal Illumination

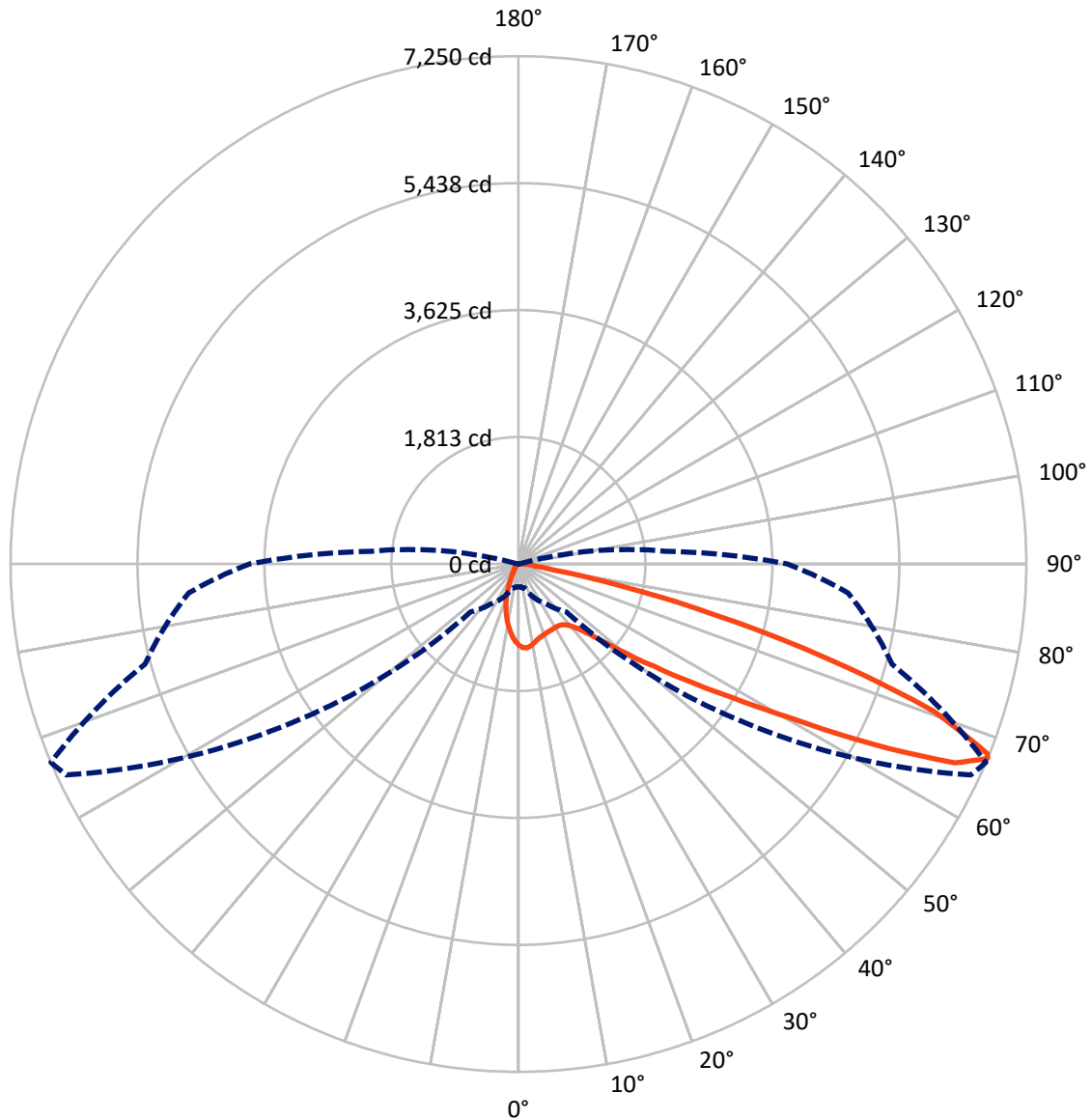
× Max cd
 - - - 1/2 Max cd



Based on 10 foot mounting height. Maximum calculated value = 11.6 fc
 Type II - Short - Semi-Cutoff

REPORT NUMBER: P200431
CATALOG NUMBER: GPC-AF-01-LED-E1-SL2-7060-HSS

Luminous Intensity Polar Plot



— Vertical Plane Through 67-Deg Lateral - - - Horizontal Cone Through 67-Deg Vertical

REPORT NUMBER: P200431

CATALOG NUMBER: GPC-AF-01-LED-E1-SL2-7060-HSS

FLUX DISTRIBUTION:

		Downward	Upward	Total
House Side	Lumens	546.7	0.0	546.7
	% Fixture	10.4	0.0	10.4
Street Side	Lumens	4718.3	0.0	4718.3
	% Fixture	89.6	0.0	89.6
Total	Lumens	5265.0	0.0	5265.0
	% Fixture	100.0	0.0	100.0

Coefficient of Utilization

ZONAL LUMENS:

Zone	Lumens	% Fixture
0°-10°	94.5	1.8
10°-20°	201.1	3.8
20°-30°	292.4	5.6
30°-40°	456.1	8.7
40°-50°	808.0	15.3
50°-60°	1278.5	24.3
60°-70°	1464.4	27.8
70°-80°	607.4	11.5
80°-90°	62.7	1.2
90°-100°	0.0	0.0
100°-110°	0.0	0.0
110°-120°	0.0	0.0
120°-130°	0.0	0.0
130°-140°	0.0	0.0
140°-150°	0.0	0.0
150°-160°	0.0	0.0
160°-170°	0.0	0.0
170°-180°	0.0	0.0
0°-90°	5265.0	100.0
0°-180°	5265.0	100.0



REPORT NUMBER: P200431

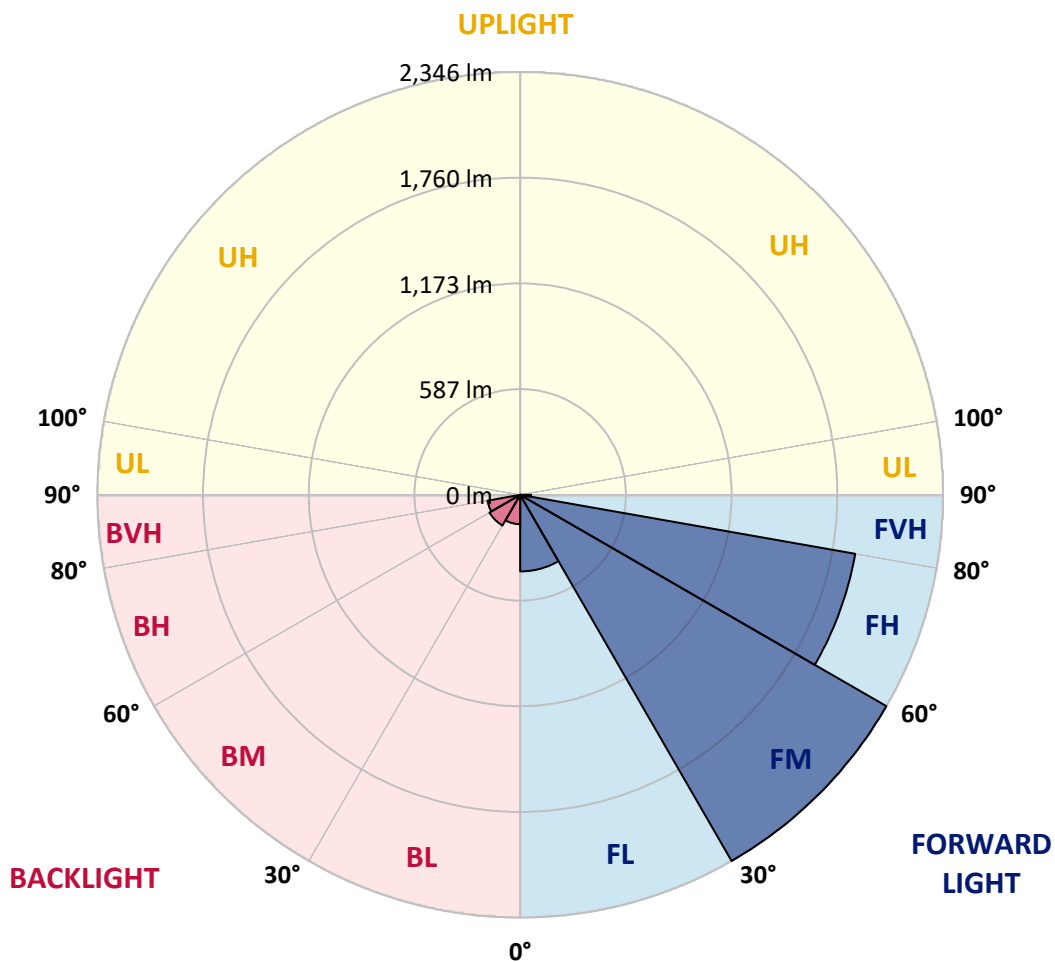
CATALOG NUMBER: GPC-AF-01-LED-E1-SL2-7060-HSS

LUMINAIRE CLASSIFICATION SYSTEM LUMEN TABLE AND BUG RATING:

Zone	Lumens	% Fixture	Zone Rating/Lumen Limit		
			B	U	G
FL (0°-30°)	424.8	8.1			
FM (30°-60°)	2346.1	44.6			
FH (60°-80°)	1887.5	35.9			G2/5000
FVH (80°-90°)	59.9	1.1			G1/100
BL (0°-30°)	163.1	3.1	B1/500		
BM (30°-60°)	196.5	3.7	B0/220		
BH (60°-80°)	184.2	3.5	B1/500		G1/500
BVH (80°-90°)	2.8	0.1			G0/10
UL (90°-100°)	0.0	0.0		U0/0	
UH (100°-180°)	0.0	0.0		U0/0	

BUG Rating: B1-U0-G2

Type II Short





REPORT NUMBER: P200431

CATALOG NUMBER: GPC-AF-01-LED-E1-SL2-7060-HSS

CANDELA DISTRIBUTION (FULL):

	0°	5°	15°	25°	35°	45°	55°	65°	67°	75°	85°
0°	1161.1	1161.1	1161.1	1161.1	1161.1	1161.1	1161.1	1161.1	1161.1	1161.1	1161.1
2.5°	1200.4	1202.9	1202.6	1204.4	1208.7	1209.0	1204.7	1196.4	1194.6	1183.9	1165.1
5°	1107.1	1114.1	1118.4	1135.9	1155.6	1179.2	1197.1	1203.5	1202.6	1194.9	1166.7
7.5°	1000.5	1007.6	1012.5	1033.1	1059.2	1099.7	1146.1	1184.2	1187.5	1195.8	1165.4
10°	929.6	930.8	937.6	957.2	984.5	1026.0	1081.3	1147.9	1158.1	1188.5	1162.4
12.5°	871.2	872.2	881.1	902.2	931.4	973.2	1031.2	1108.3	1124.0	1179.2	1161.7
15°	829.8	833.1	841.1	863.2	894.3	935.7	995.3	1079.1	1097.9	1175.9	1167.3
17.5°	816.0	819.6	822.1	838.1	866.3	906.9	968.0	1060.1	1081.3	1177.7	1178.0
20°	830.4	833.1	827.6	831.6	849.1	885.4	944.9	1043.8	1069.0	1179.9	1191.8
22.5°	884.1	885.4	870.3	852.8	849.7	869.7	926.8	1030.9	1057.9	1185.7	1208.1
25°	976.3	974.1	949.5	911.8	876.1	866.9	916.1	1022.9	1052.4	1191.8	1225.0
27.5°	1087.4	1090.5	1056.7	1001.7	933.9	885.4	914.5	1019.6	1050.0	1196.1	1239.7
30°	1222.5	1226.8	1188.2	1119.1	1021.7	930.8	928.7	1018.9	1048.4	1193.4	1241.0
32.5°	1360.4	1365.7	1335.2	1264.0	1139.0	1007.0	960.6	1025.7	1051.5	1183.9	1233.9
35°	1504.8	1512.1	1491.9	1430.8	1298.1	1116.9	1016.8	1046.3	1065.9	1182.9	1226.8
37.5°	1704.1	1710.8	1672.7	1608.0	1490.6	1264.3	1107.1	1085.0	1100.0	1197.7	1228.7
40°	2001.6	2000.7	1902.5	1803.3	1702.2	1451.6	1233.9	1155.0	1162.7	1242.2	1251.4
42.5°	2325.9	2324.4	2179.1	2028.4	1937.2	1682.3	1400.7	1276.0	1270.8	1324.2	1310.4
45°	2575.9	2575.6	2457.1	2287.2	2220.0	1947.0	1616.2	1444.3	1436.3	1457.5	1419.1
47.5°	2682.5	2684.3	2624.7	2505.3	2533.5	2305.1	1888.0	1688.1	1676.1	1667.5	1609.2
50°	2599.6	2603.2	2608.2	2584.8	2763.5	2786.3	2252.5	2031.7	2025.9	1987.5	1896.3
52.5°	2328.7	2347.4	2405.2	2479.2	2843.4	3248.1	2824.0	2458.6	2427.3	2386.4	2286.0
55°	1872.4	1892.9	2002.6	2182.2	2724.5	3551.6	3625.0	3008.9	2956.7	2834.8	2689.8
57.5°	1239.1	1271.1	1430.1	1658.6	2379.4	3600.4	4424.0	3772.7	3590.9	3257.1	3093.7
60°	682.7	713.4	886.0	1093.0	1718.5	3359.0	4961.4	4767.0	4445.8	3729.1	3584.1
62.5°	420.4	437.0	564.4	757.0	1030.6	2651.2	5072.6	6016.6	5644.7	4336.8	4176.5
65°	334.7	341.8	404.1	618.8	738.9	1576.9	4713.6	6969.2	6845.2	5072.6	4706.8
67°	324.9	327.7	357.2	531.3	696.5	966.7	3948.9	7124.3	7250.2	5517.9	4723.4
67.5°	327.1	330.1	358.1	507.0	695.3	888.4	3685.4	7063.2	7222.3	5553.2	4650.0
70°	315.4	324.9	410.0	506.7	661.2	738.3	2207.1	6119.8	6285.3	5159.8	3945.6
72.5°	111.8	112.4	177.2	410.0	718.9	746.2	1108.3	4486.4	4608.9	3947.1	2844.6
75°	66.3	56.5	59.0	116.7	687.0	724.7	639.4	2866.7	2912.5	2261.8	1440.6
77.5°	45.8	39.9	41.2	51.6	261.6	714.6	507.9	1494.9	1446.1	793.2	306.8
80°	26.1	23.0	24.6	45.1	95.2	666.7	479.1	606.2	516.8	134.5	84.8
82.5°	13.8	11.7	14.1	37.2	66.3	415.5	480.0	293.0	232.2	45.5	57.7
85°	4.9	4.0	6.8	25.5	44.2	127.4	445.0	246.3	193.5	22.1	43.9
87.5°	0.9	0.9	2.8	10.4	17.8	39.0	263.2	146.2	98.0	13.2	30.1
90°	0.0	0.0	0.0	0.0	0.0	0.0	0.0	0.0	0.0	0.0	0.0



REPORT NUMBER: P200431

CATALOG NUMBER: GPC-AF-01-LED-E1-SL2-7060-HSS

CANDELA DISTRIBUTION (continued):

	90°	95°	105°	115°	125°	135°	145°	155°	165°	175°	180°
0°	1161.1	1161.1	1161.1	1161.1	1161.1	1161.1	1161.1	1161.1	1161.1	1161.1	1161.1
2.5°	1157.4	1144.2	1126.4	1104.6	1078.8	1056.1	1039.2	1021.7	1018.0	1011.9	1011.0
5°	1149.8	1127.0	1082.8	1032.1	978.1	929.3	889.7	854.3	838.7	825.2	823.6
7.5°	1138.4	1104.3	1029.1	947.4	862.9	786.2	721.1	675.0	632.6	612.3	609.3
10°	1125.2	1076.4	968.6	855.3	738.6	630.2	533.4	452.4	403.2	374.0	370.4
12.5°	1112.9	1049.0	906.9	759.8	604.7	459.7	335.3	258.0	206.4	185.5	183.0
15°	1107.1	1026.9	849.1	662.1	464.6	292.7	183.3	141.9	125.0	120.1	119.8
17.5°	1106.5	1008.2	792.6	561.1	325.5	170.1	119.5	109.0	105.6	104.4	104.4
20°	1106.2	990.4	736.1	456.3	206.7	113.3	99.5	97.0	94.6	93.0	93.0
22.5°	1109.5	974.4	677.1	349.5	130.2	91.8	87.5	85.1	82.0	79.8	79.5
25°	1112.9	962.1	617.0	248.7	94.3	79.8	75.5	72.2	67.9	65.1	64.8
27.5°	1113.5	946.8	552.5	166.4	78.9	69.7	64.2	59.0	54.0	51.3	51.0
30°	1104.3	921.0	480.9	112.4	69.7	60.5	53.1	47.6	43.0	40.8	40.8
32.5°	1086.2	889.0	402.3	84.8	62.0	51.9	43.9	38.7	35.6	34.7	34.4
35°	1069.9	854.6	321.5	71.9	55.6	43.9	35.9	32.6	30.7	30.4	30.1
37.5°	1060.4	827.0	245.7	65.1	49.4	36.9	30.4	27.9	27.0	26.4	26.7
40°	1067.8	804.0	181.5	59.6	43.3	30.7	25.8	24.6	23.6	23.3	23.3
42.5°	1100.0	800.0	134.8	54.7	37.5	25.5	22.4	21.5	20.9	20.6	20.9
45°	1184.8	824.6	104.7	50.1	31.6	21.5	19.0	18.7	18.4	18.4	18.4
47.5°	1312.2	875.2	87.2	44.8	26.4	18.4	16.6	16.3	16.0	16.3	16.3
50°	1528.1	968.0	78.0	39.6	21.8	15.7	14.1	14.1	14.1	14.1	14.4
52.5°	1856.4	1150.4	71.9	34.4	17.8	13.2	12.0	12.0	12.3	12.3	12.6
55°	2222.1	1392.4	66.3	29.2	15.0	11.1	9.8	10.1	10.4	10.7	10.7
57.5°	2618.9	1660.5	61.7	24.0	12.9	8.9	8.3	8.6	8.9	9.5	9.5
60°	3097.7	1950.7	55.0	18.7	10.7	7.1	6.4	7.1	8.0	8.6	8.9
62.5°	3623.4	2231.4	46.4	14.7	8.9	5.5	5.2	6.4	7.7	8.3	8.6
65°	3982.7	2319.5	35.6	12.0	6.8	4.0	4.3	5.8	7.4	8.3	8.3
67°	3837.2	2103.0	29.2	10.1	5.5	3.1	4.0	5.8	7.4	8.0	8.3
67.5°	3736.1	2018.2	27.9	9.8	5.2	3.1	4.0	5.8	7.4	8.3	8.3
70°	3039.9	1516.1	23.3	7.4	4.3	2.8	3.4	5.5	7.1	8.0	8.0
72.5°	2112.2	934.8	20.9	5.2	3.7	2.5	3.1	5.2	6.8	7.7	8.0
75°	1004.2	338.4	17.8	4.0	3.4	2.1	2.8	5.2	6.8	7.7	7.7
77.5°	204.8	78.6	14.4	3.4	2.8	2.1	2.5	4.9	6.4	7.4	7.4
80°	67.3	30.4	10.7	3.1	2.8	2.1	2.5	4.6	6.4	7.1	7.4
82.5°	48.5	15.4	7.1	3.1	2.8	2.1	2.1	4.6	6.1	7.1	7.1
85°	37.2	10.7	4.6	3.1	2.8	2.1	2.1	4.3	5.8	6.8	6.8
87.5°	24.6	4.3	3.7	3.1	2.8	2.1	2.1	4.3	5.5	6.4	6.8
90°	0.0	0.0	0.0	0.0	0.0	0.0	0.0	0.0	0.0	0.0	0.0

(END OF REPORT)